

2. Autoclave () () ()




□ □ □ :



UD Tow



12k Tow



3k Tow



1k Tow



Spread Tow

Product □□ □□ :



Buckle Options



B001



ITW standard helmet buckle



Traditional helmet buckle



B002



Patent self-developed magnetic buckle



Fidlock magnetic buckle



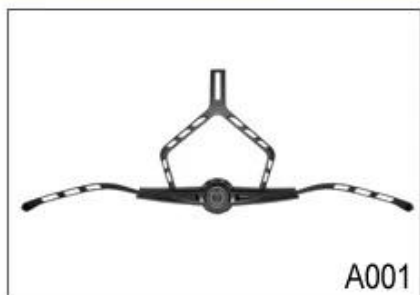
B003



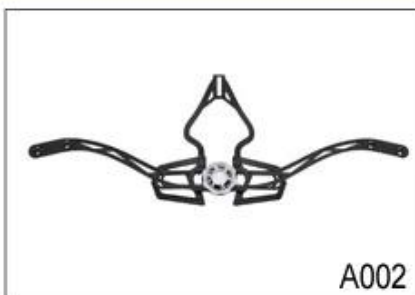
We can also customize various colors buckle.

23 R & A, D, & A; Y, LED, highlights. We A & A; highlights. We A;

Adjustment System Options



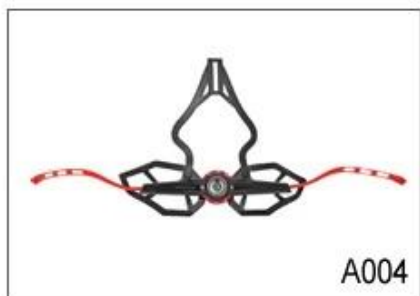
A001



A002



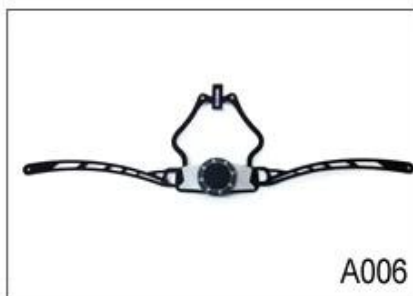
A003



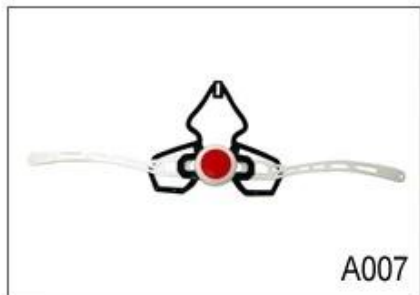
A004



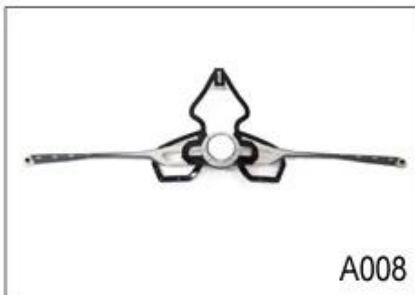
A005



A006



A007



A008



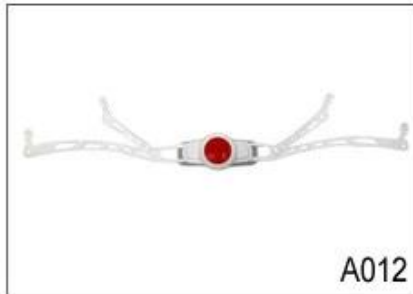
A009



A010



A011



A012

□□ □□ □□ □□ □□ □□.

EVA □□ : □□□, □ □□□ □□ □ □□□ □□ □□□□□□.

□□ □□ : □□□ □□□ □□ □□ □□□□ □□ □□□ □□ □□ □ □ □□□□.


□□□□ □□ : □□ □ □□ □□□ □ □□□□ □□.

□□ □□ : □□ □□□□ □□□□ □□.

□ □□ □□ : □□ □□ □□, □□ □□ □□□□ □□□ □□□□ □ □□□□□.

□□ □□ □□ : □□ □□□□ □□□□ □□□□ □□ □ □□.

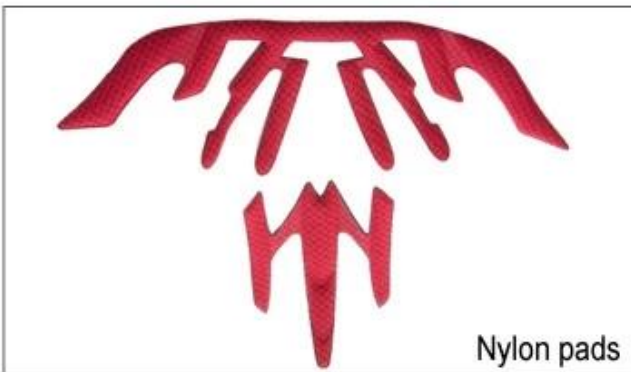
Inner Padding Fabric Options



EVA pads



Mesh pads



Nylon pads



Velvet pads



Cool max pads



Low quality pads

□□ □□ □□□ □□ □□ □□:

□□ **Headform :**

□□□ □□□ □□□ □□□ □□ □□□□ □□□□ □□□ □□ □□□□□□ □□□□□.

□□ **headform :**

□□ headform □□□ □□□□ □□□ □□□ □□□ □□ □ □□□ □□□□ □□□ □□ □□□□□□.

□□□ **headform :**

□□□ □□□ □□□ considerably □ □□□ □□□□ □□□ □□ □□□□□□ □□□□ □□ □□.

Helmet Shape 101



European Headform

An Oval shaped helmet is designed for a rider's head with a dimension which is considerably fit for Europeans.

Generic headform

A generic headform helmet is designed for a rider's head with a dimension which is slightly longer front-to-back than its side-to-side measurement.

Asian headform

A Round shaped helmet is designed for a rider's head with a dimension which is considerably fit for Asians.

Helmet Size Chart :

Size Chart: This chart provides a guide for selecting the correct helmet size based on head circumference. It includes columns for helmet size (S, M, L, XL) and corresponding head circumference ranges in centimeters (cm) and inches (in). The chart is essential for ensuring a proper fit, which is crucial for safety and comfort. The text is partially obscured by a watermark.



QUALITY

With strict quality management system and first-class products



OEM&ODM

We can provide OEM and ODM service for customers



R&D TEAM

With professional and strong technical development team



PRICE

We have our own production line, to reduce the price to a minimum



PATENT

We constantly introduce patented technology products



SERVICE

Perfect after-sales service, so customer satisfaction

CONTACT :

Address: No. 100, Zhonghua Road, Zhonghua Industrial Zone, Zhonghua Town, Zhonghua District, Zhonghua City, Zhonghua Province, Zhonghua Republic of China. Tel: +86-138-138-13813. Email: info@aurora.com

PAYMENT

- We accept T/T ,Western Union or Paypal before production
- If buyers have any problems about payment , please contact us ASAP



SHIPPING

- 3-15 working days since payment receipt (based on actual quantity)
- Tracking No. will be sent to you after delivery . And you will get every important shipping status by email.

