# Bicycle helmet with integrated lights,cycle helmets with built in lights AU-L01

## The Performance of bicycle helmet with integrated lights:

AU-L01 patented products (ZL200720148173.3). LED lights with a lithium battery, safe reuse. Exquisite designs, the perfect combination of high-tech, one die forming technology, professional foam material, full wrap-around protective performance, excellent 15 wind holes breathable.

## Material properties:

Compared to pure plastic foam having a low density, lightweight, high specific strength and its intensity increases with increasing density, the ability to absorb shock loads, have excellent shock absorbing performance, sound insulation and absorption properties, the thermal conductivity low, good insulation properties, excellent electrical insulation properties, corrosion resistance, and anti-fungal properties. The soft foam has excellent elasticity and other properties.

## The specification of bicycle helmet with integrated lights:

| | |
|---|---|
| Model No. | AU-L01 |
| Inner Material | High density EPS foam (expanded polystyrene) |
| External Material | PC (polycarbonate) shell + intergrated LED light + LED control Button |

| | |
|---|---|
| Technology | In-mold PC+EPS + built-in LED light+ removable battery |
| Certification | CE EN1078 |
| Vents | 15 air vents |
| Color | Pantone, customized |
| size/head circumference | M 56-58 cm, L 59-62 cm |
| Weight | 320g |
| Helmet accessories | strap divider, standard helmet buckle, Pp Pattern Webbing Strap, SAFE ADVANCED USB LED LIGHT, headlock adjuster, 100% Cotton Pads |
| MOQ | 300pcs |
| Package details | PP bag+individual color box packing+mastercarton |

# Instructions for use:

### (A)Lithium battery charging instructions:

1. Use the charger supporting this product.
2. Charging limit voltage of 4.2V, standard voltage of 3.7V.
3. Charging this product in place of the reach of children.
4. Lithium battery charge for the first 12 hours continuous charging, the battery is exhausted, (repeated charging three times normal) after 3 hours, the normal subsequent use in charging.
5 charging your lithium battery taken out.

### (B) The LED instructions for use:

1.LED light bar for the color, the switch is set in the middle of the LED light bar.
2.LED light bar work in three modes:
a. first switch, LED back and forth round flash.
b.The second press the switch, LED overall blinking.
c. third switch, LED full light is not flashing.
3. user adjustment mode according to their own preferences.

# The detail pictures of bicycle helmet with integrated lights:

## Product Display

## Five color ways

## LED THREE WORK MODES

a.First switch, LED back and forth round flash.
b.The second press the switch, LED overall blinking.
c.Third switch, LED full light is not flashing.

## HIGH QUALITY VISOR

Protecting eyes from bright sunshine and ensuring safety while cycling.

## SOFT WASHABLE PADS

Ergonomic interior padding for comfort and durability.

## The Customized accessories:

So far, we have been manufacturing & exporting different kinds of helmets for more than over 20 years. You can purchase latest design quality helmets here as well as personalize your own designs since we can provide a strong R&D support.We provide different option for custom service that you can select the different helmet color , different strap color,LOGO custom service ,inner pad design , divider color , different strap buckle color, and we can provide different head adjuster even different color for visor.

NYLON WEBBING
PLA2001
PLA2135
PLA2008
PLA2057
PLA2191
PLA2081
PLA2020
PLA2242
PLA2179
PLA2106
PLA2051
PLA2012
PLA2148
PLA2304
PLA2204
PLA2034
PLA2041
PLA2273
PLA3880

AURORA
LOGO STICKER

LINING
PLA6000
PLA6010-10
PLA6211-02
PLA6325-08
PLA6317
PLA6520

DIVIDER (1)
-111
-36
-116
-119
-00
-120
DIVIDER (2)
-01
-07
-107
-114
-36
-111
-116
-106
-117
-113
-105
-110
-00
-115
-109
-112
-104

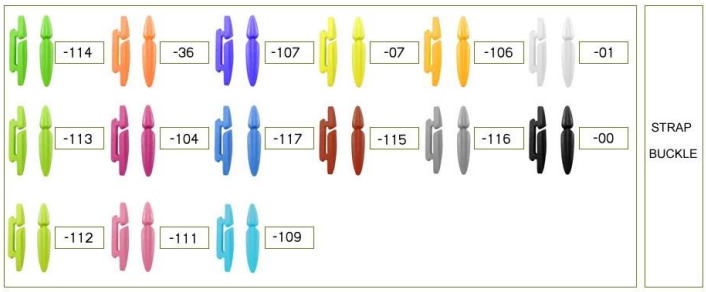
-114
-36
-107
-07
-106
-01
-113
-104
-117
-115
-116
-00
-112
-111
-109
STRAP BUCKLE

BUCKLE
-105
-106
-01
-107
-07
-114
-110
-104
-116
-117
-106
-112
-115
-111
-00
-109
ITW
MAGNET

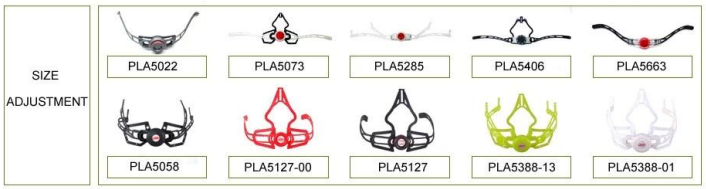
SIZE ADJUSTMENT
PLA5022
PLA5073
PLA5285
PLA5406
PLA5663
PLA5058
PLA5127-00
PLA5127
PLA5388-13
PLA5388-01

PLA1213-00
PLA1213
PLA0481-18
PLA0481
PLA0083-09
PLA0267
PLA0267-07
PLA0872A
PLA0872-113
PLA0083
VISOR



The Dial of Adjustment can be interchangeable with LED light

## The head circumference knowledge of bicycle helmet with integrated lights:

### European Headform:

An Oval shaped helmet is designed for a rider's head with a dimension which is considerably fit for Europeans.

### Generic headform:

A generic headform helmet is designed for a rider's head with a dimension which is slightly longer front-to-back than its side-to-side measurement.

### Asian headform:

A Round shaped helmet is designed for a rider's head with a dimension which is condierably fit for Asians.

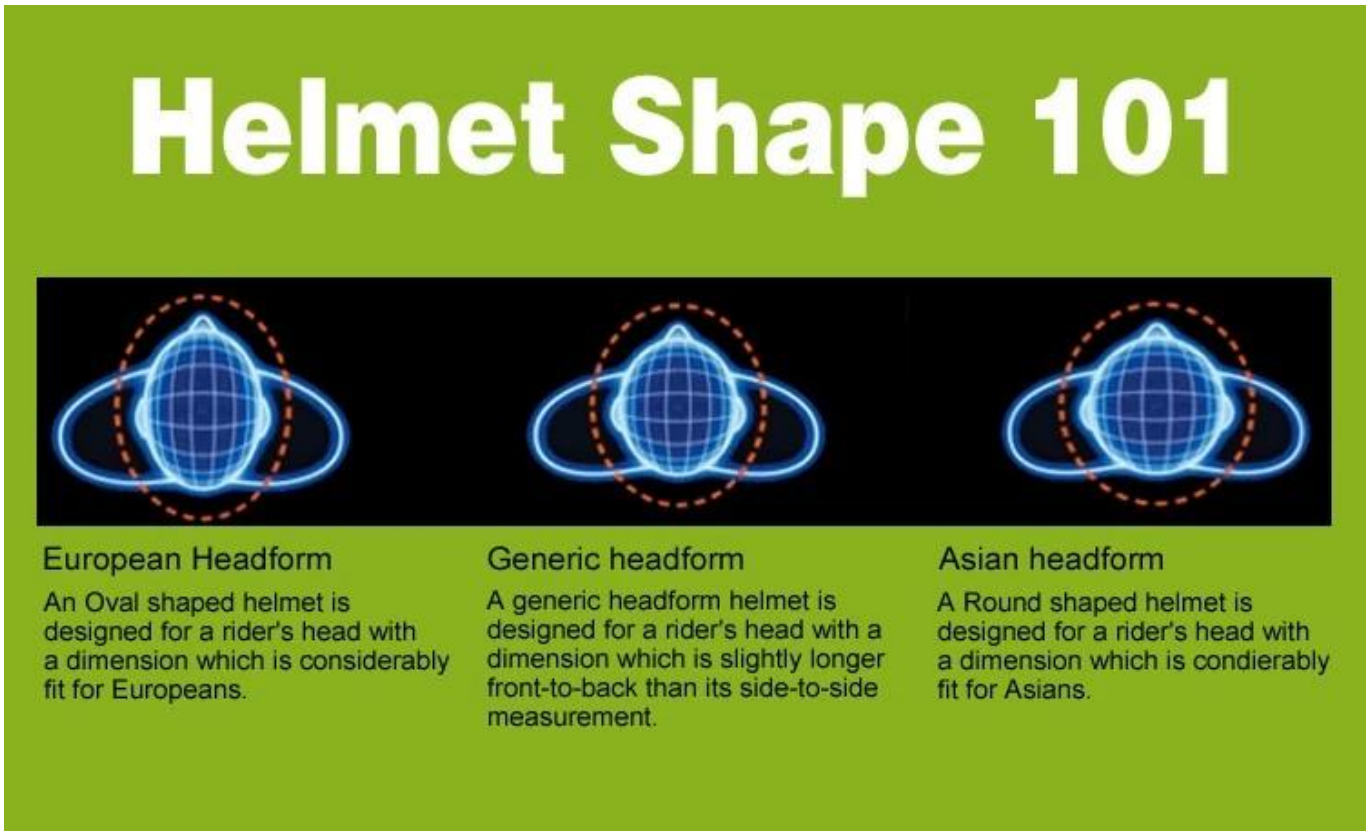

## Our Test lab:

In order to manufacture quality helmets, we learn not only from the design theory, but also make progress from testing result! That's why our factory equipped with professional testing lab to ensure every design is practical & amenable! Our testing standard is more strict than the related certificate requirements, that's why we can promise the model that we provide can definitely pass the corresponding test by third-party!

## Certification:

Below is our certificate :we have ISO9001 ,letters patent ,CE documents ,and we have our own lab to make sure every our product can meet the testing requirements

## CERTIFICATE

## Our factory's profile:

Aurora Sports is a helmet manufacturer, with more than 15 years experience in producing all types of helmets. In-house design and R&D teams with established experience, allows Aurora Sports to quickly answer to demanding requirements and create from scratch whole programs and collections with rigorous quality standards.

## CUSTOMIZE FOR BRAND

## The helmet production procedure is as below:

silk screen → PC blister tooling → PC blister manufacture → Trimming dug hole → EPS raw material by different density → EPS in-mold tooling → helmet in-mold workshop → in-mold machines → in-mold tooling → in-mold producing process → semi-finished in-mold helmet → IQC inspection → helmet grinding → inner padding production → plastic injection workshop → assembly line →inside labeling → packing → warehouse → installed counters.

## The delivery express:

International express, air freight & sea transportation are all can be well arranged here! You can pick every possible transportation that you want & we will do our best to assist you! We have already built a long-term relationship with different shipping companies & shipping agent, all our efforts aim at providing you the best shipping experience! Choose us, it will be easy to keep the helmets safe all the time!

## SHIPPING