

Bicycle helmet with integrated lights,cycle helmets with built in lights AU-L01



The Performance of bicycle helmet with integrated lights:

AU-L01 patented products (ZL200720148173.3). LED lights with a lithium battery, safe reuse. Exquisite designs, the perfect combination of high-tech, one die forming technology, professional foam material, full wrap-around protective performance, excellent 15 wind holes breathable.

Material properties:

Compared to pure plastic foam having a low density, lightweight, high specific strength and its intensity increases with increasing density, the ability to absorb shock loads, have excellent shock absorbing performance, sound insulation and absorption properties, the thermal conductivity low, good insulation

properties, excellent electrical insulation properties, corrosion resistance, and anti-fungal properties. The soft foam has excellent elasticity and other properties.

The specification of bicycle helmet with integrated lights:

Model No.	AU-L01
Inner Material	High density EPS foam (expanded polystyrene)
External Material	PC (polycarbonate) shell + intergrated LED light + LED control Button
Technology	In-mold PC+EPS + built-in LED light+ removable battery
Certification	CE EN1078
Vents	15 air vents
Color	Pantone, customized
size/head circumference	M 56-58 cm, L 59-62 cm
Weight	320g
Helmet accessories	strap divider, standard helmet buckle, Pp Pattern Webbing Strap, SAFE ADVANCED USB LED LIGHT, headlock adjuster, 100% Cotton Pads
MOQ	300pcs
Package details	PP bag+individual color box packing+mastercarton

Instructions for use:

(A)Lithium battery charging instructions:

1. Use the charger supporting this product.
2. Charging limit voltage of 4.2V, standard voltage of 3.7V.
3. Charging this product in place of the reach of children.
4. Lithium battery charge for the first 12 hours continuous charging, the battery is exhausted, (repeated charging three times normal) after 3 hours, the normal subsequent use in charging.
- 5 charging your lithium battery taken out.

(B) The LED instructions for use:

- 1.LED light bar for the color, the switch is set in the middle of the LED light bar.
- 2.LED light bar work in three modes:
 - a. first switch, LED back and forth round flash.
 - b.The second press the switch, LED overall blinking.
 - c. third switch, LED full light is not flashing.
3. user adjustment mode according to their own preferences.

The detail pictures of bicycle helmet with integrated lights:













The Customized accessories:
















So far, we have been manufacturing & exporting different kinds of helmets for more than 24 years. You can purchase latest design quality helmets here as well as personalize your own designs since we can provide a strong R&D support. We provide different options for custom service that you can select the different helmet color, different strap color, LOGO custom service, inner pad design, divider color, different strap buckle color, and we can provide different head adjusters even different colors for visors.

NYLON WEBBING					
	PLA2001	PLA2135	PLA2008	PLA2057	PLA2191
	PLA2081	PLA2020	PLA2242	PLA2179	PLA2106
	PLA2051	PLA2012	PLA2148	PLA2304	PLA2204
	PLA2034	PLA2041	PLA2273	PLA3880	

										LOGO STICKER

LINING						
	PLA6000	PLA6010-10	PLA6211-02	PLA6325-08	PLA6317	PLA6520


DIVIDER (1)						
	-111	-36	-116	-119	-00	-120
DIVIDER (2)						
	-01	-07	-107	-114	-36	-111
	-116	-106	-117	-113	-105	-110
	-00	-115	-109	-112	-104	

	-114		-36		-107		-07		-106		-01
	-113		-104		-117		-115		-116		-00
	-112		-111		-109						
STRAP BUCKLE											

BUCKLE						
	-105	-106	-01	-107	-07	-114
	-110	-104	-116	-117	-106	-112
	-115	-111	-00	-109	ITW	MAGNET

SIZE ADJUSTMENT					
	PLA5022	PLA5073	PLA5285	PLA5406	PLA5663
	PLA5058	PLA5127-00	PLA5127	PLA5388-13	PLA5388-01

					VISOR
PLA1213-00	PLA1213	PLA0481-18	PLA0481	PLA0083-09	
PLA0267	PLA0267-07	PLA0872A	PLA0872-113	PLA0083	



The Dial of Adjustment can be interchangeable with LED light

The head circumference knowledge of bicycle helmet with integrated lights:

European Headform:

An Oval shaped helmet is designed for a rider's head with a dimension which is considerably fit for Europeans.

Generic headform:

A generic headform helmet is designed for a rider's head with a dimension which is slightly longer front-to-back than its side-to-side measurement.

Asian headform:

A Round shaped helmet is designed for a rider's head with a dimension which is considerably fit for Asians.

Helmet Shape 101



European Headform

An Oval shaped helmet is designed for a rider's head with a dimension which is considerably fit for Europeans.

Generic headform

A generic headform helmet is designed for a rider's head with a dimension which is slightly longer front-to-back than its side-to-side measurement.

Asian headform

A Round shaped helmet is designed for a rider's head with a dimension which is considerably fit for Asians.

Our Test lab:

In order to manufacture quality helmets, we learn not only from the design theory, but also make progress from testing result! That's why our factory equipped with professional testing lab to ensure every design is practical & amenable! Our testing standard is more strict than the related certificate requirements, that's why we can promise the model that we provide can definitely pass the corresponding test by third-party!

Our In-house Testing Lab



Certification:

Below is our certificate :we have ISO9001 ,letters patent ,CE documents ,and we have our own lab to make sure every our product can meet the testing requirements

CUSTOMIZE FOR BRAND



Logo style: Dome, Metal, UV-Dart sticker, Water decal..



The helmet production procedure is as below:

silk screen → PC blister tooling → PC blister manufacture → Trimming dug hole → EPS raw material by different density → EPS in-mold tooling → helmet in-mold workshop → in-mold machines → in-mold tooling → in-mold producing process → semi-finished in-mold helmet → IQC inspection → helmet grinding → inner padding production → plastic injection workshop → assembly line → inside labeling → packing → warehouse → installed counters.

Production Procedure



Silk screen



PC blister tooling



PC blister manufacture



Trimming dug hole



Eps raw material
by different density



EPS in-mold tooling



Helmet in-mold workshop



In-mold machines



In-mold tooling



In-mold producing
process



semi-finished In-mold
helmet



IQC inspection



Helmet grinding



Inner padding production



Plastic injection
workshop



Assembly line



Inside labeling



Packing



Warehouse



Installed counters

The delivery express:

International express, air freight & sea transportation are all can be well arranged here! You can pick every possible transportation that you want & we will do our best to assist you! We have already built a long-term relationship with different shipping companies & shipping agent, all our efforts aim at providing you the best shipping experience! Choose us, it will be easy to keep the helmets safe all the time!

SHIPPING

